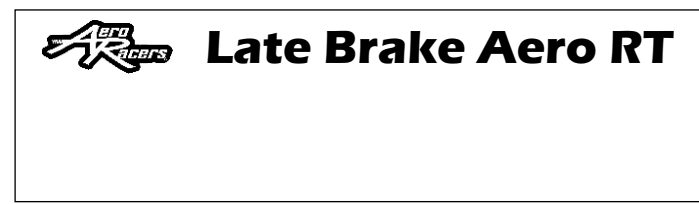
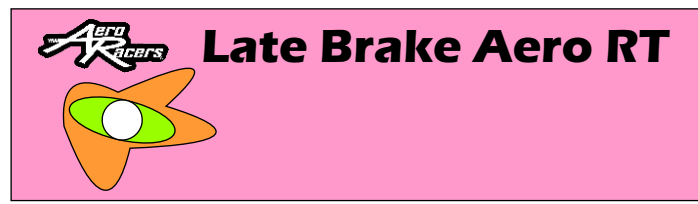


**Body tube wrap**

The center lines are shown to help you layout your design. The body tube wrap can be installed onto the tube by wrapping the tube and applying scotch tape over the gap left by the wrap.




**Braking scale blanks**

Use these braking scale blanks to draw in distance lines. It is a good idea to have distance lines in both standard and metric. You can attach one to the top and the other one on the bottom of the front plate.



**Fin left side**



**Fin right side**

**LBA-RT Alien Express Wrap**

Go to [aeroracers.com](http://aeroracers.com) to find the instructions on how to use this wrap. Use letter sized paper to print this wrap.



© 2017 AeroRacers Inc and Great American Dragster Derby. All Rights Reserved.